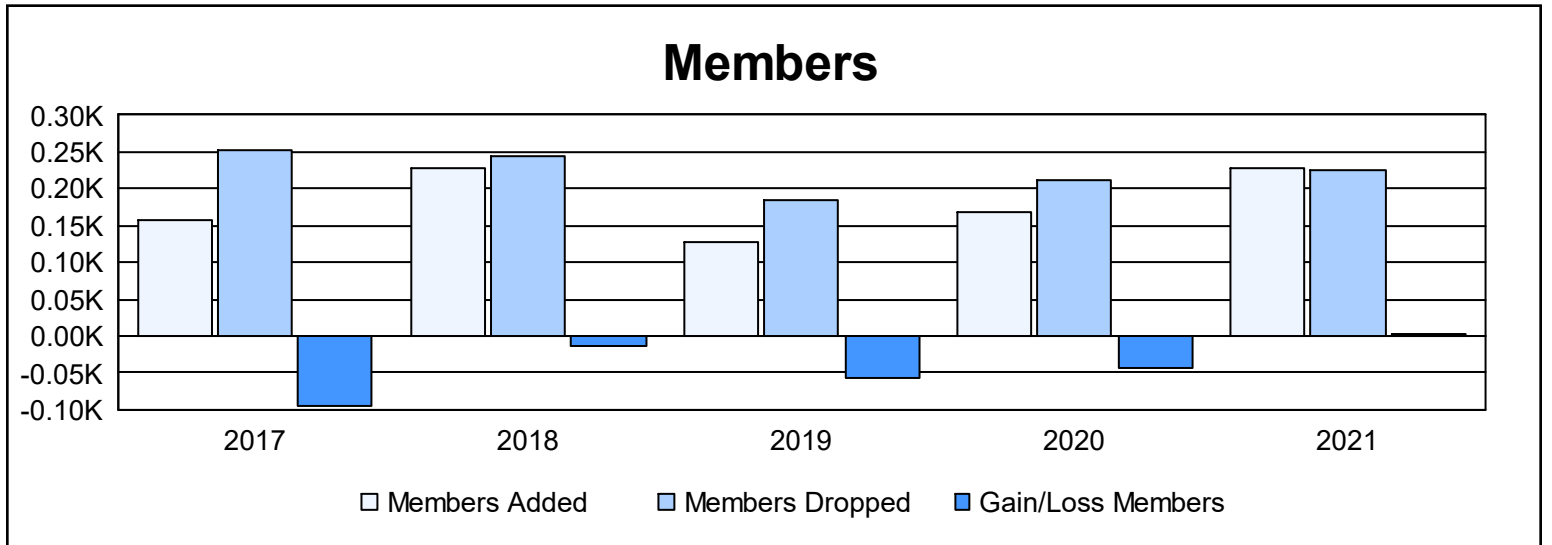
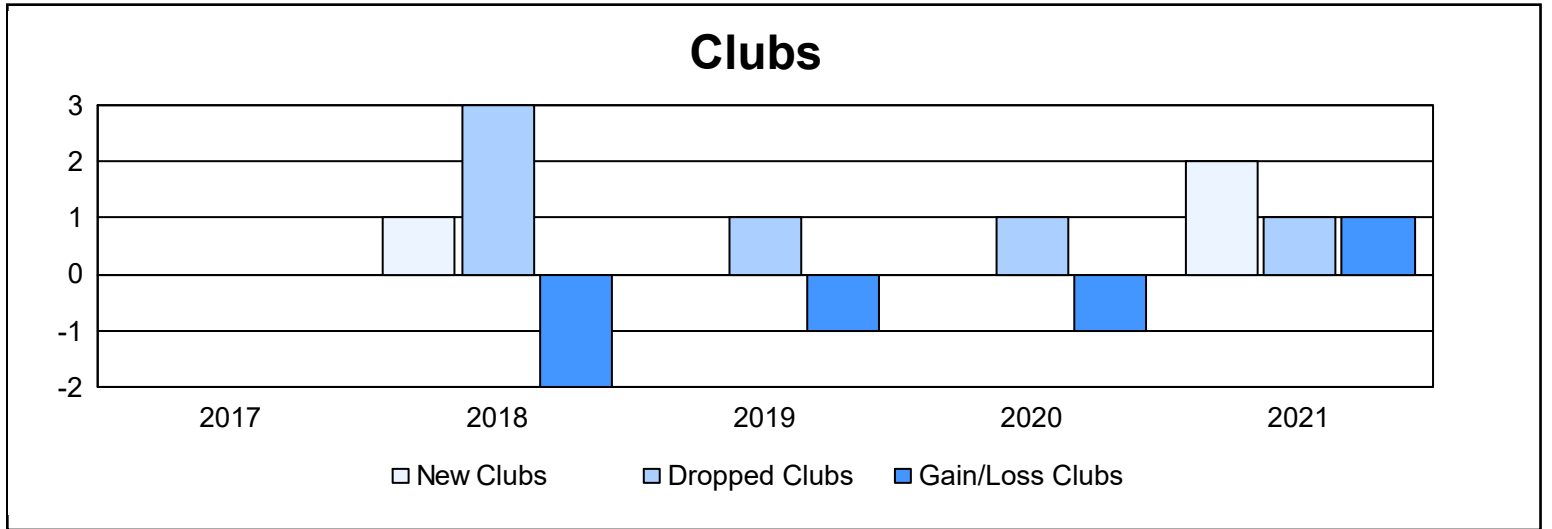
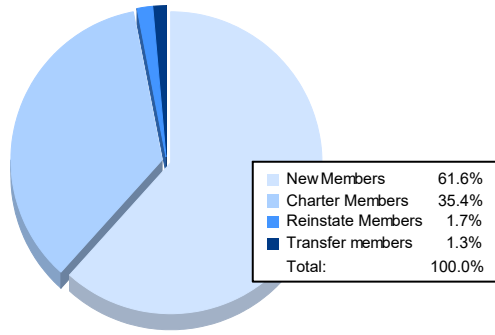


| Year           | New Clubs | Dropped Clubs | Gain/ Loss Clubs | New Members | Charter Members | Reinstate Members | Transfer Members | Total Member Added | Total Members Dropped | Gain/ Loss Members |
|----------------|-----------|---------------|------------------|-------------|-----------------|-------------------|------------------|--------------------|-----------------------|--------------------|
| 2016-2017      | 0         | 0             | 0                | 136         | 0               | 10                | 12               | 158                | 252                   | -94                |
| 2017-2018      | 1         | 3             | -2               | 185         | 28              | 7                 | 9                | 229                | 243                   | -14                |
| 2018-2019      | 0         | 1             | -1               | 115         | 1               | 5                 | 7                | 128                | 184                   | -56                |
| 2019-2020      | 0         | 1             | -1               | 151         | 0               | 2                 | 16               | 169                | 212                   | -43                |
| 2020-2021      | 2         | 1             | 1                | 141         | 81              | 4                 | 3                | 229                | 225                   | 4                  |
| <b>Average</b> | <b>1</b>  | <b>1</b>      | <b>-1</b>        | <b>146</b>  | <b>22</b>       | <b>6</b>          | <b>9</b>         | <b>183</b>         | <b>223</b>            | <b>-41</b>         |



### Membership Composition June 2021 Cumulative



### Gender Composition June 2021 Cumulative

